

Soundproof Window Treatments SLIDING WINDOW Measuring Form

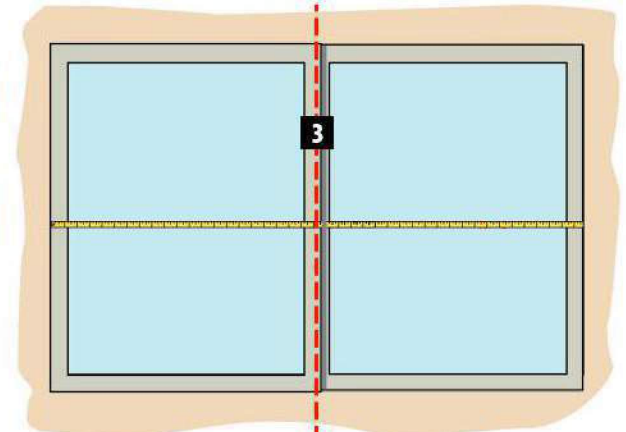
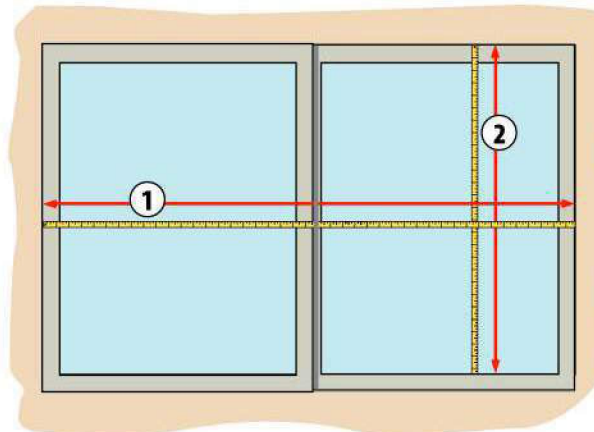
FAX and VOICE contact:
Toll-free 866-547-5376
www.EZsoundproof.com
GetQuiet@comcast.net

Name: _____

Address _____

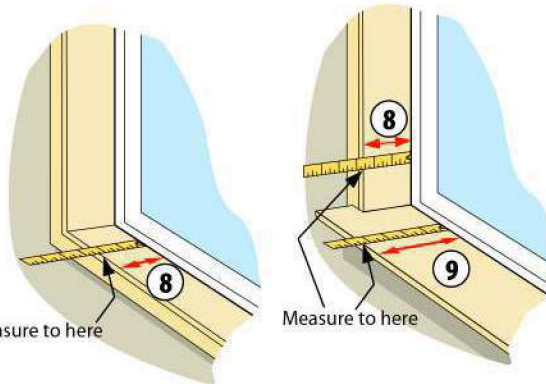
Phone (day): _____ (evening): _____

Email: _____



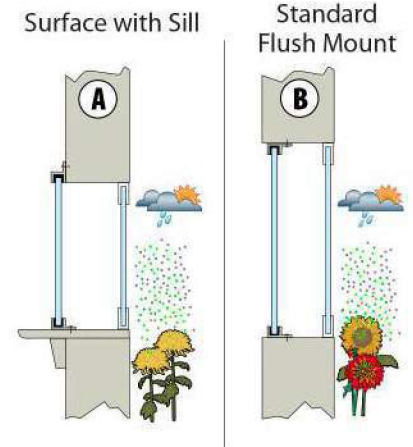
- ① Measure full width of entire window assembly, side to side.
- ② Measure full height of entire window assembly, top to bottom.

- ③ Measure to Centerline of Existing Windows



Measure to here

Measure to here



Window # _____

Window location: _____

Measurements in Inches only (example: 27 3/8)

Width ① _____ Height ② _____

Centerline between Panel 1 & 2 ③ _____

Centerline between Panel 2 & 3 ④ _____
(not shown)

Centerline between Panel 3 & 4 ⑤ _____
(not shown)

Centerline between Panel 4 & 5 ⑥ _____
(not shown)

Centerline between Panel 5 & 6 ⑦ _____
(not shown)

Panel 1 SLIDES (circle one that applies)

To Left To Right Fixed-does not move

Panel 2 SLIDES (circle one that applies)

To Left To Right Fixed-does not move

Panel 3 SLIDES (circle one that applies)

To Left To Right Fixed-does not move

Panel 4 SLIDES (circle one that applies)

To Left To Right Fixed-does not move

Panel 5 SLIDES (circle one that applies)

To Left To Right Fixed-does not move

Panel 6 SLIDES (circle one that applies)

To Left To Right Fixed-does not move

⑧ Wall to window depth: _____

⑨ Edge of sill to window depth: _____

Is there a window sill? Yes No

The Color You Want:

- Matte Anodized Silver
- White Bronze (dark brown)
- Other _____

Window Frame Mounting Style Preferred:

- A: Surface with Sill
- B: Standard Flush Mount